




Lumbar Support




Customizable back support that integrates into all current seats. Features breathable three foam pads of different densities/shape. Can be used with or without a seat cushion.

To use:

- Unbuckle the seat mesh in the area where you want to place the lumbar support
- Arrange foam pads within their mesh wrap for your preferred arrangement for custom support
- Place the lumbar support in between the seat mesh and seat frame. Adjust placement for you comfort as needed.
- Buckle and tighten the seat mesh, and get riding!



Lumbar Support




Customizable back support that integrates into all current seats. Features breathable three foam pads of different densities/shape. Can be used with or without a seat cushion.

To use:

- Unbuckle the seat mesh in the area where you want to place the lumbar support
- Arrange foam pads within their mesh wrap for your preferred arrangement for custom support
- Place the lumbar support in between the seat mesh and seat frame. Adjust placement for you comfort as needed.
- Buckle and tighten the seat mesh, and get riding!



Lumbar Support




Customizable back support that integrates into all current seats. Features breathable three foam pads of different densities/shape. Can be used with or without a seat cushion.

To use:

- Unbuckle the seat mesh in the area where you want to place the lumbar support
- Arrange foam pads within their mesh wrap for your preferred arrangement for custom support
- Place the lumbar support in between the seat mesh and seat frame. Adjust placement for you comfort as needed.
- Buckle and tighten the seat mesh, and get riding!



Lumbar Support



Customizable back support that integrates into all current seats. Features breathable three foam pads of different densities/shape. Can be used with or without a seat cushion.

To use:

- Unbuckle the seat mesh in the area where you want to place the lumbar support
- Arrange foam pads within their mesh wrap for your preferred arrangement for custom support
- Place the lumbar support in between the seat mesh and seat frame. Adjust placement for you comfort as needed.
- Buckle and tighten the seat mesh, and get riding!